

# GLH, Incorporated



## Third Party Database Update

Dennis Tidwell & Kris Enzor

NCIMS Presentation

Indianapolis Marriott Downtown

April 21, 2013

# Our FDA Partner




CDR MeiYing Li

FDA Project Officer

Phone 301- 796-5903

E-mail: [MeiYing.Li@fda.hhs.gov](mailto:MeiYing.Li@fda.hhs.gov)

# Brief History



## ⌘ 1991 Meeting of NCIMS

- ☑ Appendix N (22nd Anniversary)
- ☑ Revisions to Procedures Document
- ☑ New Definitions Added to PMO
- ☑ Third Party Database

# Brief History (Cont.)



⌘ Committee Designed

⌘ Oklahoma & New York Tested Design

⌘ All States Reported in 1995

# FY 2011 Summary Sample Results

**October 1, 2010 – September 30, 2011**

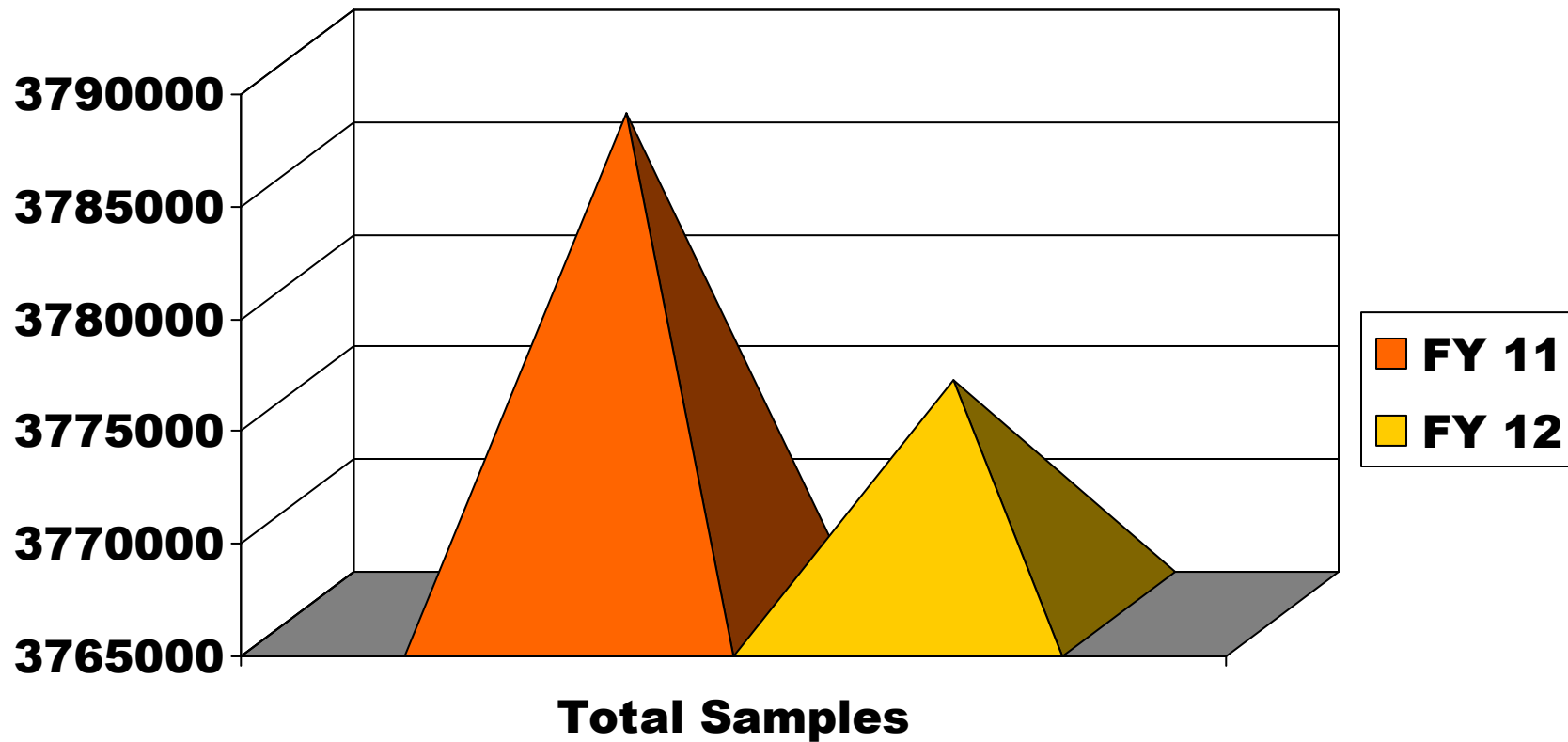
<b>Source of Sample</b>	<b>Total Samples</b>	<b>Number Positive</b>	<b>Percent Positive</b>	<b>Disposition per PMO (Pounds)</b>
<b>Bulk Milk Pick-Up Tanker</b>	<b>3,182,972</b>	<b>671</b>	<b>0.021%</b>	<b>26,874,000</b>
<b>Pasteurized Fluid Milk and Milk Products</b>	<b>48,566</b>	<b>0</b>	<b>0.000%</b>	<b>0</b>
<b>Producer</b>	<b>478,533</b>	<b>395</b>	<b>0.083%</b>	<b>952,000</b>
<b>Other</b>	<b>77,180</b>	<b>13</b>	<b>0.017%</b>	<b>348,000</b>
<b>TOTALS</b>	<b>3,787,251</b>	<b>1,079</b>	<b>*</b>	<b>28,174,000</b>

# FY 2012 Summary Sample Results

October 1, 2011 – September 30, 2012

Source of Sample	Total Samples	Number Positive	Percent Positive	Disposition per PMO (Pounds)
Bulk Milk Pickup Tanker	3,196,413	542	0.017%	23,207,000
Pasteurized Fluid Milk and Milk Products	40,882	0	0.000%	0
Producer	483,990	277	0.057%	232,000
Other	54,155	9	0.017%	278,000
<b>TOTALS</b>	<b>3,775,440</b>	<b>828</b>	*	<b>23,717,000</b>

# FY 11 vs. FY 12 Samples



# FY 2011 Summary Test Results

October 1, 2010 – September 30, 2011

Source of Sample	Total Tests	Number of Tests Positive	Percent Positive
Bulk Milk Pick-Up Tanker	3,190,984	671	0.021%
Pasteurized Fluid Milk and Milk Products	48,776	0	0.000%
Producer	478,795	399	0.083%
Other	78,129	13	0.017%
<b>TOTALS</b>	3,796,684	1,083	*

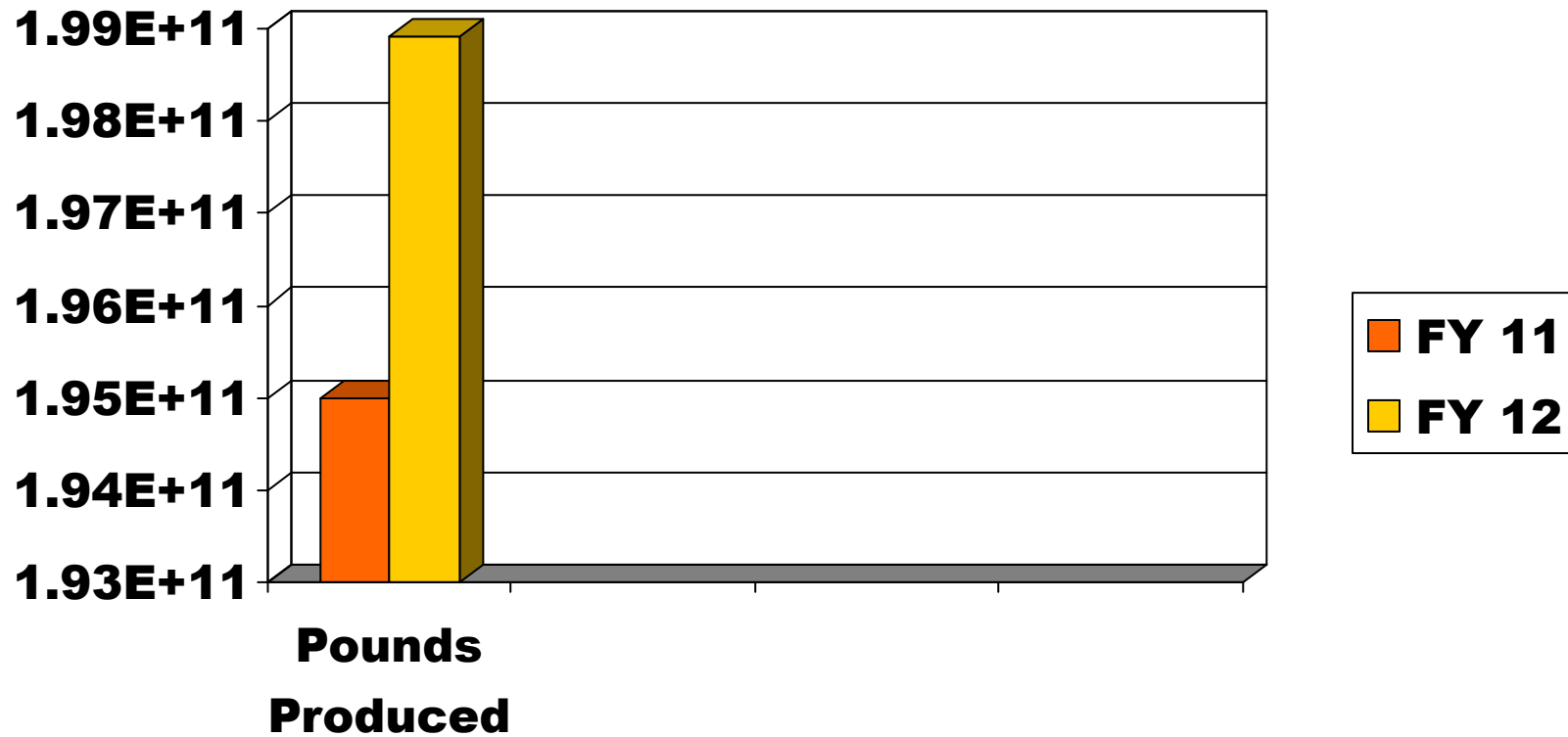


# FY 2012 Summary Test Results

October 1, 2011 – September 30, 2012


Source of Sample	Total Tests	Number of Tests Positive	Percent Positive
Bulk Milk Pickup Tanker	3,292,858	542	0.016%
Pasteurized Fluid Milk and Milk Products	40,958	0	0.000%
Producer	487,506	277	0.057%
Other	54,291	9	0.017%
<b>TOTALS</b>	<b>3,875,613</b>	<b>828</b>	*

# FY 11 vs. FY 12 Milk Production

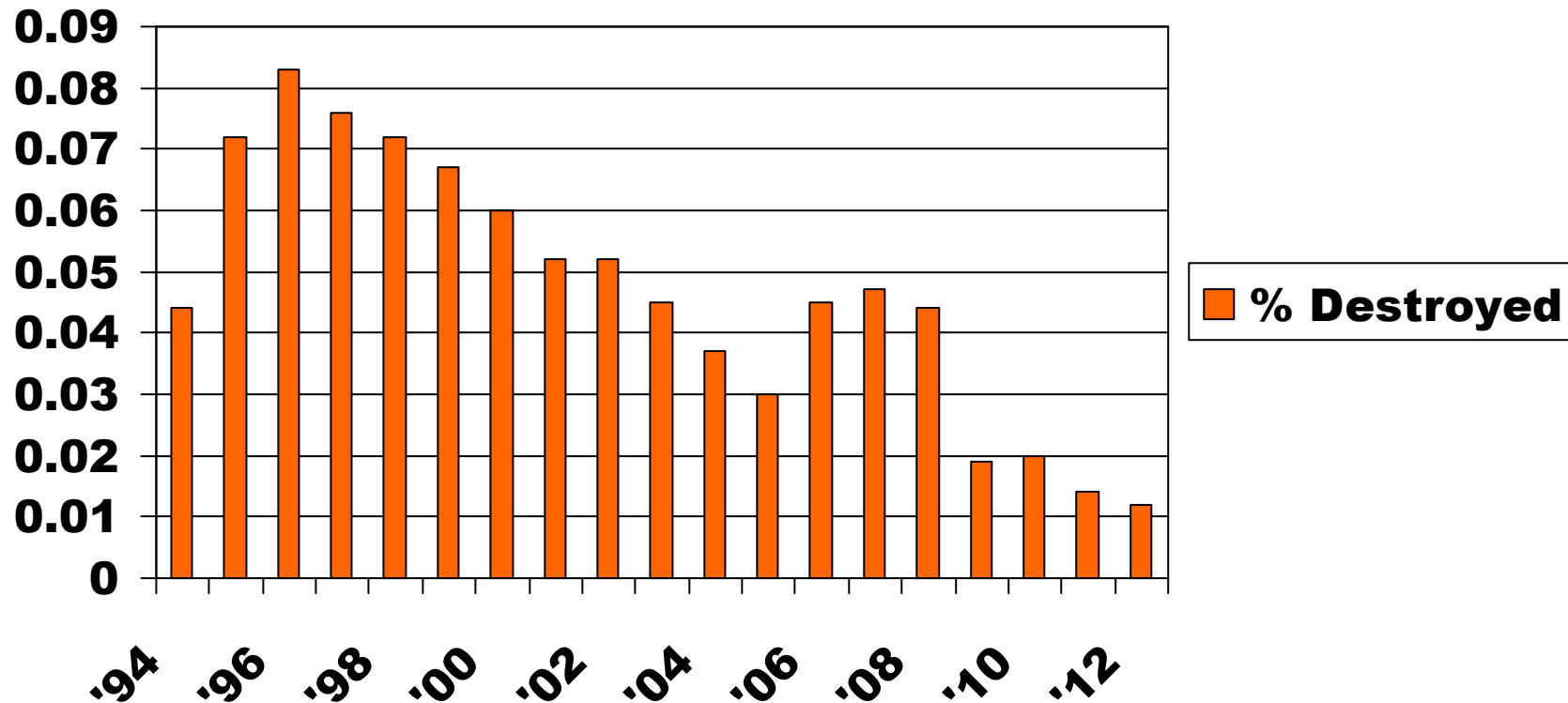


# FY 11 vs. FY 12

## Pounds Destroyed



# Percent of Total Production Destroyed FY 1994-2012



# Software History



- ⌘ 1993 DOS version mailed on 3.5" Disks
- ⌘ 1994 Programming of Annual Report, set up Bulletin Board to modem data in, created Central and Regional Versions
- ⌘ 1995 Version 2 that combined Drug and Method
- ⌘ 1998 Welcomed Cynthia to the NMDRD team
- ⌘ 1999 Changes for Year 2000
- ⌘ 2000 Windows version, website for support

# Software History (Cont.)



- ⌘ 2001 West Wing episode mentions antibiotic drug testing for milk
- ⌘ 2003 Welcomed Dennis to the NMDRD team
- ⌘ 2005 All past reports 1994-2006, in pdf format, added to website
- ⌘ 2006 Web based application online
- ⌘ 2007 All past reports 1994-2006, in pdf, Excel and ODS formats

# Web-Based Software Design & Development



- ⌘ GLH's software designers, Kris Enzor and Ed Oliver, began revision in 2004.
- ⌘ 1st & 2nd versions reviewed by Cynthia Petersen, Al Place and Dennis Tidwell.
- ⌘ Revised throughout 2005-06.
- ⌘ Three state regulatory agencies chosen to test software in June-July 2006.
- ⌘ Final version made available 9/2006

# System Requirements



- ⌘ A web browser with java script and cookies enabled
- ⌘ A pdf viewer (available for free at [Adobe.com](https://www.adobe.com))
- ⌘ Access to <https://www.kandc-sbcc.com/nmdrdapp/app.php?>
- ⌘ Confirmation from Cynthia Petersen ([cpetersen@nycap.rr.com](mailto:cpetersen@nycap.rr.com)), our database administrator, that your organization has been granted access to the system



# Advantages of the Web Version



- ⌘ It is browser based
- ⌘ We no longer have to worry about versions of your operating system
- ⌘ There is virtually nothing to install or maintain on your computer
- ⌘ You can use it from any computer if you have Internet access and a valid log in

# Advantages of the Web Version



- ⌘ The user chooses an option to submit data rather than going through file saving, emailing or faxing!
- ⌘ It is multi user! An organization can have users with different roles or different users at different locations all entering data

# Advantages of the Web Version



⌘ The data are secure in several ways:

- ☑ Backups from the web database to a local machine twice a day
- ☑ SSL (Secure Sockets Layer) protocol to provide encryption between the client and server

# Advantages of the Web Version



- ⌘ Previous software versions may not be supportable in future
- ⌘ Revised drug code lists are not incorporated

# States Which Used Web-Based System for FY 2012 Annual Report

- ⌘ Alabama
- ⌘ Alaska
- ⌘ Arizona
- ⌘ Arkansas
- ⌘ California
- ⌘ Colorado
- ⌘ Connecticut
- ⌘ Delaware
- ⌘ Florida
- ⌘ Georgia
- ⌘ Hawaii
- ⌘ Idaho
- ⌘ Illinois
- ⌘ Indiana
- ⌘ Iowa
- ⌘ Kansas
- ⌘ Louisiana
- ⌘ Maine
- ⌘ Maryland
- ⌘ Massachusetts
- ⌘ Michigan
- ⌘ Minnesota

## **States Which Used Web-Based System for FY 2012 Annual Report (cont.)**



- ⌘ Mississippi
- ⌘ Missouri
- ⌘ Montana
- ⌘ Nebraska
- ⌘ Nevada
- ⌘ New Hampshire
- ⌘ New Jersey
- ⌘ New Mexico
- ⌘ New York
- ⌘ North Carolina
- ⌘ North Dakota
- ⌘ Ohio
- ⌘ Oklahoma
- ⌘ Oregon
- ⌘ Pennsylvania
- ⌘ Rhode Island
- ⌘ South Carolina
- ⌘ South Dakota
- ⌘ Tennessee
- ⌘ Utah

## **States Which Used Web-Based System for FY 2012 Annual Report (cont.)**



- ⌘ Vermont
- ⌘ Virginia
- ⌘ Washington
- ⌘ West Virginia
- ⌘ Wisconsin
- ⌘ Wyoming

# **Other States Registered To Use The Web-Based Application**



⌘ Kentucky



## Web-Based Application Participation

- ⌘ 47 states/territories used web for FY 11 report, 48 used web for FY 12
- ⌘ Most frequent comment, “New reporting system is easier and faster to use.”
- ⌘ Try the “demo” [https://www.kandc-sbcc.com/nmdrd\\_demo/](https://www.kandc-sbcc.com/nmdrd_demo/)
- ⌘ Register with Cynthia Petersen ([cpetersen@nycap.rr.com](mailto:cpetersen@nycap.rr.com)) for ID and password

# Updates/Improvements



- ⌘ Revised Drug Code List in May 2011
- ⌘ Another Revised List in April 2012

# Contact Information



- ⌘ Dennis Tidwell, Technical Director
- ⌘ Phone 609-890-0375
- ⌘ E-mail: [dwtidwell@aol.com](mailto:dwtidwell@aol.com)
  
- ⌘ Cynthia Petersen, Database Administrator
- ⌘ Phone 518-453-3609
- ⌘ E-mail: [cpetersen@nycap.rr.com](mailto:cpetersen@nycap.rr.com)
  
- ⌘ Kris Enzor and Ed Oliver, Software Support
- ⌘ Phone 251-479-8133
- ⌘ E-mail: [kris.enzor@kandc-sbcc.com](mailto:kris.enzor@kandc-sbcc.com)
- ⌘ [ed.oliver@kandc-sbcc.com](mailto:ed.oliver@kandc-sbcc.com)

# Contact Information (cont.)



- ⌘ CDR MeiYing Li, FDA Project Officer
- ⌘ Phone: 301-796-5903
- ⌘ E-mail: [MeiYing.Li@fda.hhs.gov](mailto:MeiYing.Li@fda.hhs.gov)

**GLH, Incorporated**



**<http://www.kandc-sbcc.com/nmdrd>**

Thank You!